

STATEMENT OF APPROPRIATIONS, ALLOTMENTS, OBLIGATIONS, DISBURSEMENTS AND BALANCES  
As of the Quarter Ending June 30, 2017

Department : DEPARTMENT OF NATIONAL DEFENSE  
 Agency : PHILIPPINE AIR FORCE  
 Operating Unit :  
 Organization Code (UACS) : 17 008 00 00000  
 Funding Source Code (as clustered) : 101  
 (e.g. Old Fund Code: 101,102, 151)

X	Current Year Appropriations
	Supplemental Appropriations
	Continuing Appropriations

Particulars	UACS CODE	Appropriations			Allotments			Current Year Obligations			Current Year Disbursements			Balances				
		Authorized Appropriation	Adjustments (Transfer To/From, Realignment)	Adjusted Appropriations	Allotments Received	Transfer To	Transfer From	Adjusted Total Allotments	1st Quarter Ending March 31	2nd Quarter Ending June 30	Total	1st Quarter Ending March 31	2nd Quarter Ending June 30	Total	Unreleased Appropriations	Unobligated Allotment	Unpaid Obligations (15-20) = (23+24)	
		3	4	5=(3+4)	6	8	9	10=[(6+(-)7)-8+9]	11	12	15=(11+12+13+14)	16	17	20=(16+17+18+19)	21=(5-10)	22=(10-15)	23	24
<b>I.a Agency Specific Budget</b>	1 01 101	<b>1,432,315,000</b>	-	<b>1,432,315,000</b>	<b>999,793,632</b>	-	-	<b>999,793,632</b>	<b>236,035,850</b>	<b>277,488,598</b>	<b>513,524,448</b>	<b>197,693,430</b>	<b>225,733,138</b>	<b>423,426,568</b>	<b>432,521,368</b>	<b>486,269,164</b>	-	<b>90,097,880</b>
General Administration and Support	1 00 00 0000	474,295,000	-	474,295,000	474,295,000	-	-	474,295,000	138,076,014	128,576,125	266,652,139	112,719,467	88,846,175	201,365,662	-	207,642,861	65,286,477	
PS		459,790,000	-	459,790,000	459,790,000	-	-	459,790,000	62,004,679	120,724,998	182,729,677	57,567,969	108,936,242	164,524,211	-	277,060,323	18,205,466	
MOOE		-	-	-	-	-	-	-	-	-	-	-	-	-	-	-	-	
CO		-	-	-	-	-	-	-	-	-	-	-	-	-	-	-	-	
Administration of Personnel Benefits	1 00 00 0000	498,230,000	-	498,230,000	65,708,632	-	-	65,708,632	35,955,157	28,167,475	64,142,632	27,385,974	30,150,721	57,536,695	432,521,368	1,566,000	6,605,937	
PS		-	-	-	-	-	-	-	-	-	-	-	-	-	-	-	-	
MOOE		-	-	-	-	-	-	-	-	-	-	-	-	-	-	-	-	
CO		-	-	-	-	-	-	-	-	-	-	-	-	-	-	-	-	
Support to Operations	2 00 00 0000	2,735,625,000	-	2,735,625,000	2,735,625,000	-	-	2,735,625,000	620,053,725	697,060,964	1,317,114,689	375,687,263	779,991,086	1,159,678,349	-	1,418,510,311	157,436,340	
Force-Level, Support Services	2 00 01 0000	2,427,282,000	-	2,427,282,000	2,427,282,000	-	-	2,427,282,000	576,520,702	534,860,876	1,111,381,580	350,787,883	650,973,839	1,001,761,722	-	1,315,900,420	109,619,858	
PS		308,343,000	-	308,343,000	308,343,000	-	-	308,343,000	43,533,023	162,200,086	205,733,109	28,899,380	129,017,247	157,916,627	-	102,609,891	47,816,482	
MOOE		-	-	-	-	-	-	-	-	-	-	-	-	-	-	-	-	
CO		-	-	-	-	-	-	-	-	-	-	-	-	-	-	-	-	
Operations	3 00 00 0000	14,729,012,000	-	14,729,012,000	14,729,012,000	-	-	14,729,012,000	3,670,156,672	2,898,326,348	6,568,483,020	2,263,028,784	2,761,949,417	5,024,978,201	-	8,160,528,980	1,543,504,819	
MFO 1 - Terrestrial Defense, Security & Stability Services	3 01 00 0000																	
Force Development	3 01 01 0000	3,097,933,000	-	3,097,933,000	3,097,933,000	-	-	3,097,933,000	946,000,030	903,074,584	1,849,074,614	720,144,916	690,814,105	1,410,959,021	-	1,248,858,386	438,115,593	
PS		3,807,050,000	-	3,807,050,000	3,807,050,000	-	-	3,807,050,000	805,283,489	486,028,079	1,291,309,568	455,272,985	520,394,585	976,667,570	-	2,515,740,432	315,641,998	
MOOE		89,313,000	-	89,313,000	89,313,000	-	-	89,313,000	-	-	-	-	-	-	-	89,313,000	-	
CO		-	-	-	-	-	-	-	-	-	-	-	-	-	-	-	-	
Force Sustainment	3 01 02 0000	3,124,302,000	-	3,124,302,000	3,124,302,000	-	-	3,124,302,000	1,020,955,428	1,048,054,326	2,069,009,754	765,379,260	919,804,929	1,685,184,189	-	1,055,292,246	383,825,565	
PS		4,132,249,000	-	4,132,249,000	4,132,249,000	-	-	4,132,249,000	864,922,725	461,171,359	1,326,094,084	322,231,623	630,935,798	953,167,421	-	2,806,154,916	372,926,663	
MOOE		478,165,000	-	478,165,000	478,165,000	-	-	478,165,000	32,995,000	-	32,995,000	-	-	-	-	445,170,000	32,995,000	
CO		-	-	-	-	-	-	-	-	-	-	-	-	-	-	-	-	
Locally-Funded Project(s)		66,000,000	-	66,000,000	66,000,000	-	-	66,000,000	-	10,282,391	10,282,391	-	-	-	-	-	-	
1 Construction of Helicopter Hangar at TOG 11, Davao City		184,000	-	184,000	184,000	-	-	184,000	-	-	-	-	-	-	-	184,000	-	
MOOE		27,016,000	-	27,016,000	27,016,000	-	-	27,016,000	-	-	-	-	-	-	-	27,016,000	-	
CO		-	-	-	-	-	-	-	-	-	-	-	-	-	-	-	-	
2 Construction of Transient Quarters at TOG 11, Davao City		703,000	-	703,000	703,000	-	-	703,000	-	-	-	-	-	-	-	703,000	-	
MOOE		8,097,000	-	8,097,000	8,097,000	-	-	8,097,000	-	-	-	-	-	-	-	8,097,000	-	
CO		-	-	-	-	-	-	-	-	-	-	-	-	-	-	-	-	
3 Construction of Transient Quarters with utilities and amenities at Antonio Bautista Air Base (ABAB), Palawan		526,000	-	526,000	526,000	-	-	526,000	-	223,914	223,914	-	-	-	-	302,086	223,914	
MOOE		9,474,000	-	9,474,000	9,474,000	-	-	9,474,000	-	-	-	-	-	-	-	9,474,000	-	
CO		-	-	-	-	-	-	-	-	-	-	-	-	-	-	-	-	

STATEMENT OF APPROPRIATIONS, ALLOTMENTS, OBLIGATIONS, DISBURSEMENTS AND BALANCES  
As of the Quarter Ending June 30, 2017

Department : DEPARTMENT OF NATIONAL DEFENSE  
 Agency : PHILIPPINE AIR FORCE  
 Operating Unit :  
 Organization Code (UACS) : 17 008 00 00000  
 Funding Source Code (as clustered) : 101  
 (e.g. Old Fund Code: 101,102, 151)

X	Current Year Appropriations
	Supplemental Appropriations
	Continuing Appropriations


Particulars	UACS CODE	Appropriations			Allotments			Current Year Obligations			Current Year Disbursements			Balances				
		Authorized Appropriation	Adjustments (Transfer To/From, Realignment)	Adjusted Appropriations	Allotments Received	Transfer To	Transfer From	Adjusted Total Allotments	1st Quarter Ending March 31	2nd Quarter Ending June 30	Total	1st Quarter Ending March 31	2nd Quarter Ending June 30	Total	Unreleased Appropriations	Unobligated Allotment	Unpaid Obligations (15-20) = (23+24)	
																	Due and Demandable	Not Yet Due and Demandable
1	2	3	4	5=(3+4)	6	8	9	10=[(6+(-)7)-8+9]	11	12	15=(11+12+13+14)	16	17	20=(16+17+18+19)	21=(5-10)	22=(10-15)	23	24
4 Construction of Transient Quarters with utilities and amenities at Col Ernesto Ravina Air Base (CERAB), Tarlac		526,000	-	526,000	526,000			526,000	-	239,685	239,685	-	-	-	-	286,315	-	239,685
MOOE		526,000	-	526,000	526,000			526,000	-	239,685	239,685	-	-	-	-	286,315	-	239,685
CO		9,474,000	-	9,474,000	9,474,000			9,474,000	-	9,292,792	9,292,792	-	-	-	-	181,208	-	9,292,792
5 Construction of Transient Quarters with utilities and amenities at TOG SULTAN, Tawi Tawi		526,000	-	526,000	526,000			526,000	-	526,000	526,000	-	-	-	-	-	-	526,000
MOOE		526,000	-	526,000	526,000			526,000	-	526,000	526,000	-	-	-	-	-	-	526,000
CO		9,474,000	-	9,474,000	9,474,000			9,474,000	-	-	-	-	-	-	9,474,000	-	-	-
Sub-Total, Agency Specific Budget		18,962,952,000	-	18,962,952,000	18,530,430,632	-	-	18,530,430,632	4,526,246,247	3,863,158,301	8,409,404,548	2,840,409,477	3,767,673,641	6,608,083,118	432,521,368	10,121,026,084	-	1,801,321,430
PS		9,622,042,000	-	9,622,042,000	9,189,520,632	-	-	9,189,520,632	2,717,507,331	2,642,753,368	5,360,260,719	1,976,417,520	2,380,389,769	4,356,807,289	432,521,368	3,829,259,913	-	1,003,453,430
MOOE		8,709,897,000	-	8,709,897,000	8,709,897,000	-	-	8,709,897,000	1,775,743,918	1,231,112,121	3,006,856,037	863,991,957	1,387,283,872	2,251,275,829	-	5,703,040,963	-	755,580,208
CO		631,013,000	-	631,013,000	631,013,000	-	-	631,013,000	32,995,000	9,292,792	42,287,792	-	-	-	-	588,725,208	-	42,287,792
II. Automatic Appropriations																		
RLIP	1 04 102																	
PS		27,203,000	-	27,203,000	27,203,000	-	-	27,203,000	7,550,130	7,816,683	15,366,813	7,550,130	7,816,683	15,366,813	-	11,836,187	-	-
Customs Duties & Taxes	1 04 105																	
MOOE		1,883,563	-	1,883,563	1,883,563	-	-	1,883,563	-	1,883,563	1,883,563	-	1,883,563	1,883,563	-	-	-	-
Sub-Total, Automatic Appropriations		27,203,000	-	27,203,000	27,203,000	-	-	27,203,000	7,550,130	7,816,683	15,366,813	7,550,130	7,816,683	15,366,813	-	11,836,187	-	-
PS		27,203,000	-	27,203,000	27,203,000	-	-	27,203,000	7,550,130	7,816,683	15,366,813	7,550,130	7,816,683	15,366,813	-	11,836,187	-	-
MOOE		1,883,563	-	1,883,563	1,883,563	-	-	1,883,563	-	1,883,563	1,883,563	-	1,883,563	1,883,563	-	-	-	-
CO		-	-	-	-	-	-	-	-	-	-	-	-	-	-	-	-	-
III. Special Purpose Fund (Please specify)																		
MPBF - PS	1 01 406																	
PGF - PS (Pension Benefits)	1 01 407	197,514,200	-	197,514,200	197,514,200	-	-	197,514,200	110,133,217	87,380,983	197,514,200	98,300,687	69,922,374	168,223,061	-	-	-	29,291,139
Sub-Total, Special Purpose Fund		197,514,200	-	197,514,200	197,514,200	-	-	197,514,200	110,133,217	87,380,983	197,514,200	98,300,687	69,922,374	168,223,061	-	-	-	29,291,139
PS		197,514,200	-	197,514,200	197,514,200	-	-	197,514,200	110,133,217	87,380,983	197,514,200	98,300,687	69,922,374	168,223,061	-	-	-	29,291,139
MOOE		-	-	-	-	-	-	-	-	-	-	-	-	-	-	-	-	-
CO		-	-	-	-	-	-	-	-	-	-	-	-	-	-	-	-	-
GRAND TOTAL		19,189,552,763	-	19,189,552,763	18,757,031,395	-	-	18,757,031,395	4,643,929,594	3,980,239,530	8,624,169,124	2,946,260,294	3,847,286,261	6,793,556,555	432,521,368	10,132,862,271	-	1,830,612,569
PS		9,846,759,200	-	9,846,759,200	9,414,237,832	-	-	9,414,237,832	2,835,190,678	2,737,951,054	5,573,141,732	2,082,268,337	2,458,128,826	4,540,397,163	432,521,368	3,841,096,100	-	1,032,744,569
MOOE		8,711,780,563	-	8,711,780,563	8,711,780,563	-	-	8,711,780,563	1,775,743,916	1,232,995,684	3,008,739,600	863,991,957	1,389,167,435	2,253,159,392	-	5,703,040,963	-	755,580,208
CO		631,013,000	-	631,013,000	631,013,000	-	-	631,013,000	32,995,000	9,292,792	42,287,792	-	-	-	-	588,725,208	-	42,287,792
Recapitulation by MFO:																		
MFO 1		14,729,012,000	-	14,729,012,000	14,729,012,000	-	-	14,729,012,000	3,670,156,672	2,898,326,348	6,568,483,020	2,263,028,784	2,761,949,417	5,024,978,201	-	8,160,528,980	-	1,543,504,819
OF WHICH:																		
Major Programs/Projects																		
KRA No. 1 - Just and Lasting Peace and the Rule of Law																		


**STATEMENT OF APPROPRIATIONS, ALLOTMENTS, OBLIGATIONS, DISBURSEMENTS AND BALANCES**  
As of the Quarter Ending June 30, 2017


Department : DEPARTMENT OF NATIONAL DEFENSE  
 Agency : PHILIPPINE AIR FORCE  
 Operating Unit :  
 Organization Code (UACS) : 17 008 00 00000  
 Funding Source Code (as clustered) : 101  
 (e.g. Old Fund Code: 101,102, 151)

X	Current Year Appropriations
	Supplemental Appropriations
	Continuing Appropriations

Particulars	UACS CODE	Appropriations			Allotments			Current Year Obligations			Current Year Disbursements			Balances				
		Authorized Appropriation	Adjustments (Transfer (To)/From, Reassignment)	Adjusted Appropriations	Allotments Received	Transfer To	Transfer From	Adjusted Total Allotments	1st Quarter Ending March 31	2nd Quarter Ending June 30	Total	1st Quarter Ending March 31	2nd Quarter Ending June 30	Total	Unreleased Appropriations	Unobligated Allotment	Unpaid Obligations (15-20) = (23+24)	
																	Due and Demandable	Not Yet Due and Demandable
1	2	3	4	5=(3+4)	6	8	9	10=[(6+(-17)-8+9)]	11	12	15=(11+12+13+14)	16	17	20=(16+17+18+19)	21=(5-10)	22=(10-15)	23	24
Program Budgeting: MPP		14,729,012,000	-	14,729,012,000	14,729,012,000	-	-	14,729,012,000	3,670,156,672	2,898,326,348	6,568,483,020	2,263,026,784	2,761,949,417	5,024,978,201	-	8,160,528,980	-	1,543,504,819

Certified Correct:  
  
**COL EDMON B GUPIT PAF (MNSA)**  
 Budget Officer  
 Date:

Certified Correct:  
  
**NENITA O BAGASBAS, CPA-MBA**  
 Chief Accountant  
 Date:

Approved By:  
  
**MGEN ROZZANO D BRIGUEZ AFP**  
 Agency Head/Authorized Representative  
 Date:



STATEMENT OF APPROPRIATIONS, ALLOTMENTS, OBLIGATIONS, DISBURSEMENTS AND BALANCES  
As of the Quarter Ending June 30, 2017

Department : DEPARTMENT OF NATIONAL DEFENSE  
 Agency : PHILIPPINE AIR FORCE  
 Operating Unit :  
 Organization Code (UACS) : 17 008 00 00000  
 Funding Source Code (as clustered) : 101  
 (e.g. Old Fund Code: 101,102, 151)

	Current Year Appropriations
	Supplemental Appropriations
X	Continuing Appropriations

Particulars	UACS CODE	Appropriations			Allotments			Current Year Obligations			Current Year Disbursements			Balances			
		Authorized Appropriation	Adjustments (To)/From, Realignment)	Adjusted Appropriations	Allotments Received	Adjustments (Withdrawal, Realignment)	Adjusted Total Allotments	1st Quarter Ending March 31	2nd Quarter Ending June 30	Total	1st Quarter Ending March 31	2nd Quarter Ending June 30	Total	Unreleased Appropriations	Unobligated Allotment	Unpaid Obligations (15-20) = (23+24)	
																Due and Demandable	Not Yet Due and Demandable
1	2	3	4	5=(3+4)	6	7	10=[(6+(-17)-8+9]	11	12	15=[(11+12+13+14)	16	17	20=[(16+17+18+19)	21=(5-10)	22=(10-15)	23	24
<b>Ia Agency Specific Budget</b>	1 01 101																
General Administration and Support	1 00 00 0000																
Force-Level Central Command & Control	1 00 01 0000																
Command & Control Services		67,314,686		67,314,686	67,314,686		67,314,686	54,183,919	5,195,061	59,379,880	-	-	-	-	7,934,806		59,379,880
MOOE																	
Support to Operations	2 00 00 0000																
Force-Level, Support Services	2 00 01 0000																
Operations	3 00 00 0000																
MFC 1 - Territorial Defense, Security & Stability Services	3 01 00 0000																
Force Development	3 01 01 0000	362,729,189		362,729,189	362,729,189		362,729,189	226,084,721	28,231,500	254,316,221	-	-	-	-	108,412,968		254,316,221
MOOE		996,416,279		996,416,279	996,416,279		996,416,279	795,313,758	-	795,313,758	75,000,000	416,000,000	491,000,000	-	201,102,521		304,313,758
CO																	
Force Sustainment	3 01 02 0000	44,686,663		44,686,663	44,686,663		44,686,663	31,078,474	-	31,078,474	-	-	-	-	13,608,189		31,078,474
MOOE		-		-	-		-	-	-	-	-	-	-	-	-	-	-
CO																	
Locally-Funded Project(s)-3AD, EAAB		200,000		200,000	200,000		200,000	-	-	-	-	-	-	-	200,000		-
CO																	
<b>Sub-Total, Agency Specific Budget</b>		<b>1,471,346,817</b>	<b>-</b>	<b>1,471,346,817</b>	<b>1,471,346,817</b>	<b>-</b>	<b>1,471,346,817</b>	<b>1,106,860,772</b>	<b>33,427,561</b>	<b>1,140,088,333</b>	<b>75,000,000</b>	<b>416,000,000</b>	<b>491,000,000</b>	<b>-</b>	<b>331,258,484</b>	<b>-</b>	<b>649,088,333</b>
PS																	
MOOE		474,730,538		474,730,538	474,730,538		474,730,538	311,347,014	33,427,561	344,774,575	-	-	-	-	129,955,963		344,774,575
Fin Exp.(if applicable)																	
CO		996,616,279		996,616,279	996,616,279		996,616,279	795,313,758	-	795,313,758	75,000,000	416,000,000	491,000,000	-	201,302,521		304,313,758
<b>II. Fund from DBM</b>	1 01 402																
Contingent Fund		7,806,954		7,806,954	7,806,954		7,806,954	-	3,968,500	3,968,500	-	-	-	-	3,838,464		3,968,500
MOOE		5,292,330		5,292,330	5,292,330		5,292,330	-	3,968,500	3,968,500	-	-	-	-	1,323,830		3,968,500
CO		2,514,624		2,514,624	2,514,624		2,514,624	-	-	-	-	-	-	-	2,514,624		-
<b>GRAND TOTAL</b>		<b>1,479,153,771</b>	<b>-</b>	<b>1,479,153,771</b>	<b>1,479,153,771</b>	<b>-</b>	<b>1,479,153,771</b>	<b>1,106,660,772</b>	<b>37,396,061</b>	<b>1,144,056,833</b>	<b>75,000,000</b>	<b>416,000,000</b>	<b>491,000,000</b>	<b>-</b>	<b>335,096,938</b>	<b>-</b>	<b>653,056,833</b>
PS																	
MOOE		480,022,868		480,022,868	480,022,868		480,022,868	311,347,014	37,396,061	348,743,075	-	-	-	-	131,279,793		348,743,075
CO		999,130,903		999,130,903	999,130,903		999,130,903	795,313,758	-	795,313,758	75,000,000	416,000,000	491,000,000	-	203,817,145		304,313,758
<b>Recapitulation by MFO:</b>																	
MFO 1		1,403,832,131		1,403,832,131	1,403,832,131		1,403,832,131	1,052,476,953	28,231,500	1,080,708,453	75,000,000	416,000,000	491,000,000	-	323,123,678		589,708,453
<b>OF WHICH:</b>																	
Major Programs/Projects																	
KRA No. 1 - Just and Lasting Peace and the Rule of Law																	
Program Budgeting:																	
MPP		1,403,832,131		1,403,832,131	1,403,832,131		1,403,832,131	1,052,476,953	28,231,500	1,080,708,453	75,000,000	416,000,000	491,000,000	-	323,123,678		589,708,453

Certified Correct:

  
**COL EDMON B GUPIT PAF (MNSA)**  
 Budget Officer

Date:

Certified Correct:

  
**NENITA O BAGASBAS, CPA-MBA**  
 Chief Accountant

Date:

Approved By:

  
**MGEN ROZZANO D BRIGUEZ AFP**  
 Agency Head/Authorized Representative

Date: