

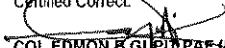
STATEMENT OF APPROPRIATIONS, ALLOTMENTS, OBLIGATIONS, DISBURSEMENTS AND BALANCES
As of the Quarter Ending June 30, 2018


Department: Department of National Defense (DND)
Agency: Philippine Air Force (Air Forces)
Operating Unit: N/A
Organization Code (UACS): 17000000000
Fund Cluster: 01 - Regular Agency Fund


Authorization: 01 - Current Year Appropriations
Report Status: SUBMITTED

| Particulars | UACS CODE | Appropriation | | | Allotments | | | | | Current Year Obligations | | | | | Current Year Disbursements | | | | | Balances | | | | |
|---|------------------|--------------------------|---|-------------------------|---------------------|---------------------------------------|-------------|---------------|---------------------------|-----------------------------|----------------------------|-----------------------------|----------------------------|-------------------|-----------------------------|----------------------------|-----------------------------|----------------------------|-------------------|---------------------------|-----------------------|--------------------------------------|----|------------------|
| | | Authorized Appropriation | Adjustments (Transfer (To) From, Realignment) | Adjusted Appropriations | Allotments Received | Adjustments (Withdrawal, Realignment) | Transfer To | Transfer From | Adjusted Total Allotments | 1st Quarter Ending March 31 | 2nd Quarter Ending June 30 | 3rd Quarter Ending Sept. 30 | 4th Quarter Ending Dec. 31 | Total | 1st Quarter Ending March 31 | 2nd Quarter Ending June 30 | 3rd Quarter Ending Sept. 30 | 4th Quarter Ending Dec. 31 | Total | Unreleased Appropriations | Unobligated Allotment | Unpaid Obligations (18-20) + (23+24) | | |
| 1 | 2 | 3 | 4 | 5=(1+4) | 6 | 7 | 8 | 9 | 10=(6+7+8+9) | 11 | 12 | 13 | 14 | 15=(11+12+13+14) | 16 | 17 | 18 | 19 | 20=(16+17+18+19) | 21=(15-10) | 22=(10-15) | 23 | 24 | |
| I. Agency Specific Budget | | | | | | | | | | | | | | | | | | | | | | | | |
| Specific Budgets of National Government Agencies | 01101101 | | | | | | | | | | | | | | | | | | | | | | | |
| General Administration and Support | 1000000000000000 | 1,664,483,000.00 | - | 1,664,483,000.00 | 1,658,840,968.00 | - | - | - | 1,658,840,968.00 | 265,029,543.00 | 308,822,655.00 | - | - | 573,852,198.00 | 267,597,750.00 | 279,148,159.00 | - | - | 486,733,908.00 | 665,842,031.00 | - | 484,978,771.00 | - | 87,228,250.00 |
| General management and supervision | 100000100001000 | 566,311,000.00 | - | 566,311,000.00 | 566,311,000.00 | - | - | - | 566,311,000.00 | 241,546,531.00 | 269,785,700.00 | - | - | 511,332,231.00 | 184,104,730.00 | 239,999,208.00 | - | - | 424,103,941.00 | 241,273,314.00 | - | 211,362,596.00 | - | 69,146,140.00 |
| PS | | 521,782,000.00 | - | 521,782,000.00 | 521,782,000.00 | - | - | - | 521,782,000.00 | 164,650,737.00 | 145,568,717.00 | - | - | 310,419,454.00 | 107,408,944.00 | 133,664,370.00 | - | - | 241,273,314.00 | - | - | 211,362,596.00 | - | 69,146,140.00 |
| MOOE | | 473,539,000.00 | - | 473,539,000.00 | 473,539,000.00 | - | - | - | 473,539,000.00 | 78,695,794.00 | 78,695,794.00 | - | - | 200,912,777.00 | 76,695,794.00 | 108,134,839.00 | - | - | 182,630,627.00 | - | - | 272,635,223.00 | - | 18,692,150.00 |
| CO | | 900,000.00 | - | 900,000.00 | 900,000.00 | - | - | - | 900,000.00 | - | - | - | - | - | - | - | - | - | 590,000.00 | - | - | - | - | - |
| Administration of Personnel Benefits | 100001000020000 | 668,172,000.00 | - | 668,172,000.00 | 62,629,969.00 | - | - | - | 62,629,969.00 | 23,483,012.00 | 30,148,955.00 | - | - | 62,629,967.00 | 23,483,012.00 | 30,148,955.00 | - | - | 62,629,967.00 | 605,542,031.00 | - | 2.00 | - | - |
| PS | | 668,172,000.00 | - | 668,172,000.00 | 62,629,969.00 | - | - | - | 62,629,969.00 | 23,483,012.00 | 30,148,955.00 | - | - | 62,629,967.00 | 23,483,012.00 | 30,148,955.00 | - | - | 62,629,967.00 | 605,542,031.00 | - | 2.00 | - | - |
| Operations | 3000000000000000 | 18,055,847,000.00 | - | 18,055,847,000.00 | 18,055,847,000.00 | - | - | - | 18,055,847,000.00 | 4,411,132,124.00 | 5,264,989,813.00 | - | - | 9,676,121,937.00 | 2,989,939,226.00 | 4,254,293,166.00 | - | - | 7,244,197,392.00 | - | - | 8,379,725,063.00 | - | 2,431,924,545.00 |
| OO - Level of mission capability of Air Force Units in air operations attained | 3100000000000000 | 18,055,847,000.00 | - | 18,055,847,000.00 | 18,055,847,000.00 | - | - | - | 18,055,847,000.00 | 4,411,132,124.00 | 5,264,989,813.00 | - | - | 9,676,121,937.00 | 2,989,939,226.00 | 4,254,293,166.00 | - | - | 7,244,197,392.00 | - | - | 8,379,725,063.00 | - | 2,431,924,545.00 |
| AIR FORCES DEFENSE PROGRAM | 3101000000000000 | 18,055,847,000.00 | - | 18,055,847,000.00 | 18,055,847,000.00 | - | - | - | 18,055,847,000.00 | 4,411,132,124.00 | 5,264,989,813.00 | - | - | 9,676,121,937.00 | 2,989,939,226.00 | 4,254,293,166.00 | - | - | 7,244,197,392.00 | - | - | 8,379,725,063.00 | - | 2,431,924,545.00 |
| Force-Level Support Services | 310101000010000 | 2,550,155,000.00 | - | 2,550,155,000.00 | 2,550,155,000.00 | - | - | - | 2,550,155,000.00 | 638,464,971.00 | 690,160,644.00 | - | - | 1,228,625,615.00 | 592,916,806.00 | 762,878,155.00 | - | - | 1,355,794,961.00 | - | - | 821,529,185.00 | - | 372,830,854.00 |
| PS | | 2,273,693,000.00 | - | 2,273,693,000.00 | 2,273,693,000.00 | - | - | - | 2,273,693,000.00 | 783,932,758.00 | 783,932,758.00 | - | - | 1,561,296,366.00 | 551,119,336.00 | 682,620,959.00 | - | - | 1,233,640,390.00 | - | - | 692,590,635.00 | - | 947,656,015.00 |
| MOOE | | 264,319,000.00 | - | 264,319,000.00 | 264,319,000.00 | - | - | - | 264,319,000.00 | 74,532,213.00 | 72,737,237.00 | - | - | 147,299,450.00 | 41,797,411.00 | 80,357,200.00 | - | - | 122,154,611.00 | - | - | 116,969,590.00 | - | 25,174,639.00 |
| CO | | 11,843,000.00 | - | 11,843,000.00 | 11,843,000.00 | - | - | - | 11,843,000.00 | - | - | - | - | - | - | - | - | - | 11,843,000.00 | - | - | - | - | - |
| Force Development | 310101000020000 | 7,573,020,000.00 | - | 7,573,020,000.00 | 7,573,020,000.00 | - | - | - | 7,573,020,000.00 | 1,697,229,019.00 | 2,452,969,773.00 | - | - | 4,149,228,792.00 | 1,129,930,675.00 | 2,151,718,351.00 | - | - | 3,281,600,026.00 | - | - | 3,432,701,204.00 | - | 658,548,768.00 |
| PS | | 3,497,695,000.00 | - | 3,497,695,000.00 | 3,497,695,000.00 | - | - | - | 3,497,695,000.00 | 1,299,820,074.00 | 1,299,820,074.00 | - | - | 2,596,617,278.00 | 912,995,843.00 | 1,047,627,272.00 | - | - | 3,649,142,593.00 | - | - | 3,529,568,163.00 | - | 559,868,163.00 |
| MOOE | | 3,851,954,000.00 | - | 3,851,954,000.00 | 3,851,954,000.00 | - | - | - | 3,851,954,000.00 | 389,419,945.00 | 1,163,611,731.00 | - | - | 1,552,031,676.00 | 217,347,832.00 | 1,104,274,073.00 | - | - | 2,656,308,508.00 | - | - | 2,329,902,324.00 | - | 250,490,376.00 |
| CO | | 203,421,000.00 | - | 203,421,000.00 | 203,421,000.00 | - | - | - | 203,421,000.00 | - | - | - | - | 62,179,838.00 | - | - | - | - | 62,179,838.00 | - | - | 121,221,162.00 | - | 62,179,838.00 |
| Force Sustainment | 310101000030000 | 7,920,672,000.00 | - | 7,920,672,000.00 | 7,920,672,000.00 | - | - | - | 7,920,672,000.00 | 1,855,438,134.00 | 1,921,829,196.00 | - | - | 3,607,267,330.00 | 2,127,118,745.00 | 1,339,603,660.00 | - | - | 2,606,722,405.00 | - | - | 4,113,424,670.00 | - | 1,208,544,925.00 |
| PS | | 3,534,997,000.00 | - | 3,534,997,000.00 | 3,534,997,000.00 | - | - | - | 3,534,997,000.00 | 1,617,414,638.00 | 1,331,020,149.00 | - | - | 2,949,434,987.00 | 1,094,047,467.00 | 1,244,801,398.00 | - | - | 2,338,648,653.00 | - | - | 3,886,562,013.00 | - | 608,568,134.00 |
| MOOE | | 4,281,659,000.00 | - | 4,281,659,000.00 | 4,281,659,000.00 | - | - | - | 4,281,659,000.00 | 248,275,596.00 | 538,810,853.00 | - | - | 784,066,519.00 | 173,071,278.00 | 84,802,274.00 | - | - | 961,944,671.00 | - | - | 3,497,572,421.00 | - | 516,217,427.00 |
| CO | | 104,016,000.00 | - | 104,016,000.00 | 104,016,000.00 | - | - | - | 104,016,000.00 | 19,747,700.00 | 54,968,064.00 | - | - | 74,745,764.00 | - | - | - | - | 129,714,438.00 | - | - | 29,270,236.00 | - | 74,745,764.00 |
| Locally-Funded Project(s) | 310102000000000 | 12,600,000.00 | - | 12,600,000.00 | 12,600,000.00 | - | - | - | 12,600,000.00 | - | - | - | - | - | - | - | - | - | 12,600,000.00 | - | - | - | - | - |
| Construction of EP Barracks with utilities and at Col. Ernesto Ravina Air Base, Capas, Tarlac | 310102000000000 | 12,600,000.00 | - | 12,600,000.00 | 12,600,000.00 | - | - | - | 12,600,000.00 | - | - | - | - | - | - | - | - | - | 12,600,000.00 | - | - | - | - | - |
| MOOE | | 640,000.00 | - | 640,000.00 | 640,000.00 | - | - | - | 640,000.00 | - | - | - | - | - | - | - | - | - | 640,000.00 | - | - | - | - | - |
| CO | | 11,960,000.00 | - | 11,960,000.00 | 11,960,000.00 | - | - | - | 11,960,000.00 | - | - | - | - | - | - | - | - | - | 11,960,000.00 | - | - | - | - | - |
| Sub-Total, Agency-Specific | | 19,720,339,000.00 | - | 19,720,339,000.00 | 19,114,787,999.00 | - | - | - | 19,114,787,999.00 | 4,876,161,897.00 | 5,973,922,468.00 | - | - | 10,250,084,135.00 | 3,157,636,876.00 | 4,533,434,326.00 | - | - | 7,710,531,300.00 | 665,842,031.00 | - | 8,654,703,334.00 | - | 2,519,152,835.00 |
| PS | | 10,488,579,000.00 | - | 10,488,579,000.00 | 9,890,866,949.00 | - | - | - | 9,890,866,949.00 | 2,839,450,419.00 | 3,540,307,412.00 | - | - | 7,458,788,051.00 | 2,489,616,661.00 | 3,147,815,818.00 | - | - | 5,818,458,389.00 | 585,842,031.00 | - | 6,474,189,518.00 | - | 1,672,347,452.00 |
| MOOE | | 8,592,091,000.00 | - | 8,592,091,000.00 | 8,592,091,000.00 | - | - | - | 8,592,091,000.00 | 787,923,448.00 | 1,834,436,349.00 | - | - | 10,426,303,185.00 | 608,020,215.00 | 1,385,568,348.00 | - | - | 12,811,891,748.00 | - | - | 13,154,800,000.00 | - | 783,878,781.00 |
| Fin. Ex. | | - | - | - | - | - | - | - | - | - | - | - | - | - | - | - | - | - | - | - | - | - | - | - |
| CO | | 331,719,000.00 | - | 331,719,000.00 | 331,719,000.00 | - | - | - | 331,719,000.00 | 19,747,700.00 | 137,177,802.00 | - | - | 156,925,602.00 | - | - | - | - | 174,784,398.00 | - | - | 174,784,398.00 | - | 156,925,602.00 |
| II. Automatic Appropriations | | | | | | | | | | | | | | | | | | | | | | | | |
| Retirement and Life Insurance Premiums | 01104102 | | | | | | | | | | | | | | | | | | | | | | | |
| General Administration and Support | 1000000000000000 | 7,131,000.00 | - | 7,131,000.00 | 7,131,000.00 | - | - | - | 7,131,000.00 | 1,768,248.00 | 1,819,325.34 | - | - | 3,587,573.34 | 1,768,248.00 | 1,819,325.34 | - | - | 3,587,573.34 | - | - | 3,643,426.88 | - | - |
| General management and supervision | 100000100001000 | 7,131,000.00 | - | 7,131,000.00 | 7,131,000.00 | - | - | - | 7,131,000.00 | 1,768,248.00 | 1,819,325.34 | - | - | 3,587,573.34 | 1,768,248.00 | 1,819,325.34 | - | - | 3,587,573.34 | - | - | 3,643,426.88 | - | - |
| PS | | 7,131,000.00 | - | 7,131,000.00 | 7,131,000.00 | - | - | - | 7,131,000.00 | 1,768,248.00 | 1,819,325.34 | - | - | 3,587,573.34 | 1,768,248.00 | 1,819,325.34 | - | - | 3,587,573.34 | - | - | 3,643,426.88 | - | - |
| Operations | 3000000000000000 | 25,655,000.00 | - | 25,655,000.00 | 25,655,000.00 | - | - | - | 25,655,000.00 | 6,361,878.00 | 6,545,336.66 | - | - | 12,908,814.66 | 6,3 | | | | | | | | | |

| Particulars | UACS CODE | Appropriation | | | Allotments | | | | | Current Year Obligations | | | | Current Year Disbursements | | | | Balances | | | | | | | |
|---|---------------------|--------------------------|--|-------------------------|---------------------|--|-------------|---------------|---------------------------|-----------------------------|----------------------------|-----------------------------|----------------------------|----------------------------|-----------------------------|----------------------------|-----------------------------|----------------------------|------------------|---------------------------|-----------------------|--------------------------------------|----------------------------|------------------|----------------|
| | | Authorized Appropriation | Adjustments (Transfer (To)/From, Reassignment) | Adjusted Appropriations | Allotments Received | Adjustments (Withdrawal, Reassignment) | Transfer To | Transfer From | Adjusted Total Allotments | 1st Quarter Ending March 31 | 2nd Quarter Ending June 30 | 3rd Quarter Ending Sept. 30 | 4th Quarter Ending Dec. 31 | Total | 1st Quarter Ending March 31 | 2nd Quarter Ending June 30 | 3rd Quarter Ending Sept. 30 | 4th Quarter Ending Dec. 31 | Total | Unreleased Appropriations | Unobligated Allotment | Unpaid Obligations (15-20) * (23+24) | | | |
| | | | | | | | | | | | | | | | | | | | | | | Due and Demandable | Not Yet Due and Demandable | | |
| Purpose | 4000000000000000 | - | 766,321,816.00 | 766,321,816.00 | 766,321,816.00 | - | - | - | 766,321,816.00 | - | - | - | - | 14,341,323.00 | - | - | - | - | 14,341,323.00 | - | - | 751,980,493.00 | - | 14,341,323.00 | |
| Contingent Fund | 4004000000000000 | - | 766,321,816.00 | 766,321,816.00 | 766,321,816.00 | - | - | - | 766,321,816.00 | - | - | - | - | 14,341,323.00 | - | - | - | - | 14,341,323.00 | - | - | 751,980,493.00 | - | 14,341,323.00 | |
| Fund Subsidies for Contingencies | 40040000000001000 | - | 766,321,816.00 | 766,321,816.00 | 766,321,816.00 | - | - | - | 766,321,816.00 | - | - | - | - | 14,341,323.00 | - | - | - | - | 14,341,323.00 | - | - | 751,980,493.00 | - | 14,341,323.00 | |
| MOOE | - | - | 766,321,816.00 | 766,321,816.00 | 766,321,816.00 | - | - | - | 766,321,816.00 | - | - | - | - | 14,341,323.00 | - | - | - | - | 14,341,323.00 | - | - | 751,980,493.00 | - | 14,341,323.00 | |
| Miscellaneous Personnel Benefits Fund | 01101406 | - | 2,726,535,000.00 | 2,726,535,000.00 | 2,726,535,000.00 | - | - | - | 2,726,535,000.00 | - | - | - | - | 253,377,508.00 | - | - | - | - | 253,377,508.00 | - | - | 2,473,157,492.00 | - | - | |
| Purpose | 4000000000000000 | - | 2,726,535,000.00 | 2,726,535,000.00 | 2,726,535,000.00 | - | - | - | 2,726,535,000.00 | - | - | - | - | 253,377,508.00 | - | - | - | - | 253,377,508.00 | - | - | 2,473,157,492.00 | - | - | |
| Miscellaneous Personnel Benefits Fund | 4007000000000000 | - | 2,726,535,000.00 | 2,726,535,000.00 | 2,726,535,000.00 | - | - | - | 2,726,535,000.00 | - | - | - | - | 253,377,508.00 | - | - | - | - | 253,377,508.00 | - | - | 2,473,157,492.00 | - | - | |
| For Payment of Compensation Adjustment | 40070000000005000 | - | 2,726,535,000.00 | 2,726,535,000.00 | 2,726,535,000.00 | - | - | - | 2,726,535,000.00 | - | - | - | - | 253,377,508.00 | - | - | - | - | 253,377,508.00 | - | - | 2,473,157,492.00 | - | - | |
| PS | - | - | 2,726,535,000.00 | 2,726,535,000.00 | 2,726,535,000.00 | - | - | - | 2,726,535,000.00 | - | - | - | - | 253,377,508.00 | - | - | - | - | 253,377,508.00 | - | - | 2,473,157,492.00 | - | - | |
| Pension and Gratuity Fund | 01101407 | - | 287,426,605.00 | 287,426,605.00 | 287,426,605.00 | - | - | - | 287,426,605.00 | 126,156,068.00 | - | - | - | 161,240,528.00 | - | - | - | - | 287,426,605.00 | - | - | 9.00 | - | 4,556,893.00 | |
| Purpose | 4000000000000000 | - | 287,426,605.00 | 287,426,605.00 | 287,426,605.00 | - | - | - | 287,426,605.00 | 126,156,068.00 | - | - | - | 161,240,528.00 | - | - | - | - | 287,426,605.00 | - | - | 9.00 | - | 4,556,893.00 | |
| Pension and Gratuity Fund | 4006000000000000 | - | 287,426,605.00 | 287,426,605.00 | 287,426,605.00 | - | - | - | 287,426,605.00 | 126,156,068.00 | - | - | - | 161,240,528.00 | - | - | - | - | 287,426,605.00 | - | - | 9.00 | - | 4,556,893.00 | |
| For payment of retirement and terminal leave benefits | 4006000000000000000 | - | 287,426,605.00 | 287,426,605.00 | 287,426,605.00 | - | - | - | 287,426,605.00 | 126,156,068.00 | - | - | - | 161,240,528.00 | - | - | - | - | 287,426,605.00 | - | - | 9.00 | - | 4,556,893.00 | |
| PS | - | - | 287,426,605.00 | 287,426,605.00 | 287,426,605.00 | - | - | - | 287,426,605.00 | 126,156,068.00 | - | - | - | 161,240,528.00 | - | - | - | - | 287,426,605.00 | - | - | 9.00 | - | 4,556,893.00 | |
| Sub-Total, SPF | - | - | 3,789,293,411.00 | 3,789,293,411.00 | 3,789,293,411.00 | - | - | - | 3,789,293,411.00 | 126,156,068.00 | - | - | - | 555,145,427.00 | - | - | - | - | 4,556,893.00 | - | - | 18,838,216.00 | - | - | |
| PS | - | - | 3,013,851,605.00 | 3,013,851,605.00 | 3,013,851,605.00 | - | - | - | 3,013,851,605.00 | 126,156,068.00 | - | - | - | 640,804,104.00 | - | - | - | - | 4,556,893.00 | - | - | 18,838,216.00 | - | - | |
| MOOE | - | - | 766,321,816.00 | 766,321,816.00 | 766,321,816.00 | - | - | - | 766,321,816.00 | - | - | - | - | 14,341,323.00 | - | - | - | - | - | - | - | - | - | - | |
| Fin Ex | - | - | - | - | - | - | - | - | - | - | - | - | - | - | - | - | - | - | - | - | - | - | - | - | |
| CO | - | - | - | - | - | - | - | - | - | - | - | - | - | - | - | - | - | - | - | - | - | - | - | - | |
| GRAND TOTAL | - | 19,753,116,000.00 | 3,789,416,711.00 | 23,542,532,711.00 | 22,935,690,450.00 | - | - | - | 22,935,690,450.00 | 4,813,316,949.00 | - | - | - | 10,828,457,338.00 | 3,279,324,426.00 | 5,012,181,851.00 | - | - | 8,291,505,287.00 | 695,542,031.00 | 12,106,135,342.00 | - | - | 2,538,051,051.00 | |
| PS | - | 10,519,315,000.00 | 3,013,851,605.00 | 13,533,276,605.00 | 12,927,334,674.00 | - | - | - | 12,927,334,674.00 | 4,692,806,311.00 | - | - | - | 7,556,436,841.00 | 2,747,572,701.00 | 3,621,619,535.00 | - | - | 6,319,192,256.00 | 695,542,031.00 | 4,661,677,933.00 | - | - | 1,976,904,345.00 | |
| MOOE | - | 8,892,091,000.00 | 774,155,106.00 | 9,676,246,106.00 | 9,676,246,106.00 | - | - | - | 9,676,246,106.00 | - | - | - | - | 2,706,835,035.00 | 611,772,137.00 | 1,380,562,266.00 | - | - | 1,892,313,531.00 | - | - | - | - | 804,221,704.00 | |
| Fin Ex | - | - | - | - | - | - | - | - | - | - | - | - | - | - | - | - | - | - | - | - | - | - | - | - | |
| CO | - | 331,710,000.00 | - | 331,710,000.00 | 331,710,000.00 | - | - | - | 331,710,000.00 | 19,747,709.00 | - | - | - | 156,925,602.00 | - | - | - | - | - | - | - | - | - | - | 156,925,602.00 |

Certified Correct:

COL EDMON B GUPITAPAF (MNSA)
 Budget Officer
 Date: _____

Certified Correct:

NENITA O BAGASBAS, CPA-MBA
 Chief Accountant
 Date: _____

Approved By:

MGEN JOSE P TANJUAN JR AFR
 Agency Head/Authorized Representative
 Date: _____